

Cube MX240-CB




ECE certified - ECE R7/R112

The necessary tests and approvals were carried out and an ECE type approval was granted²⁾ ECE reference number: 50



Combo Beam

Designed for both: far-field and near-field illumination. For widespread illumination in the near field and spot illumination in the far field.



Light beam up to 430 m length

See and be seen with OSRAM



On-road & Off-road

Versatile applicable and flexible in use. On-road & off-road, in terrain, at work and in the spare time.



Bringing light to life with OSRAM LEDriving driving and working lights

Considerable foresight on dark country roads, forest paths, off the beaten tracks, off-road and on-road- this can be achieved with the OSRAM LEDriving Cube MX240-CB. With its 16 powerful, high-performance long-life LEDs, the OSRAM LEDriving Cube MX240-CB has a range of up to 430 meters and thus offers the driver impressive foresight on-road and off-road. Even in dim light and reduced visibility due to external environmental influences, the OSRAM LEDriving Cube MX240-CB with up to 6000 Kelvin can provide conditions similar to daylight. The power package with up to 4000 lumens of luminosity scores with highest optical efficiency and homogeneous light distribution. This results in the possibility of an improved view for you and the improved visibility of your vehicle by other road users, and consequently also increased safety on-road and off-road. Whether on-road or off-road - The OSRAM LEDriving Cube MX240-CB impresses with its powerful performance and a long service life with up to 5000 hours. Versatile applicable, it defies numerous environmental influences and, thanks to high-quality materials such as the aluminum housing and the stable polycarbonate lens, it is particularly light and at the same time robust and resistant. The OSRAM LEDriving Cube MX240-CB has been tested and validated with the IP-Protection Class IP69K in our DIN certified environmental simulation laboratory for extreme external influences regarding water, dust, impacts, heat, cold and permanent

vibration. The integrated driver and the thermal management system regulate the temperature of the LED Lightbar and can thus prevent damage from overheating. The polarity protection inhibits the wrong polarity of the voltage supply and can thus prevent possible damage by automatically switching off the LEDs. On-road and off-road, the OSRAM LEDriving Cube MX240-CB is an effective and efficient addition to your vehicle. No registration or entry in the vehicle documents is necessary for these ECE-certified LED driving lights²⁾.

ECE reference number: 50

The OSRAM LEDriving Cube MX240-CB can be attached to cars, trucks, agricultural machinery, farm machinery, commercial vehicles, construction vehicles, caravans, off-road vehicles and quads²⁾.

The OSRAM LEDriving Cube MX240-CB is versatile applicable and flexible in use.

2) OSRAM LEDriving Driving Lights are approved according to ECE regulations and may therefore be installed and operated on public roads. Please note: Special installation regulations apply. In addition to ECE approval of the product, individual special requirements and legislation of the countries must be observed.

Product family datasheet

Technical data

Product description	Electrical Data			Photometric Data	Lifetime Data
	Nominal voltage	Nominal wattage	Test voltage	Nominal luminous flux	Lifespan Tc
Cube MX240-CB ¹⁾	12/24 V	70 W	13.5 V	4000 lm	5000 hr













Product description	Certificates & standards	Environmental & Regulatory Information Information according Art. 33 of EU Regulation (EC) 1907/2006 (REACH)		
	ECE reference number	Candidate list substance 1	CAS No. of substance 1	Safe use instruction
Cube MX240-CB ¹⁾	50	Lead	7439-92-1	The identification of the Candidate List substance is sufficient to allow safe use of the article.

Product description	Declaration no. in SCIP database
Cube MX240-CB ¹⁾	d44b701c-22d2-49ff-a9f5-29a7286f1014

¹⁾ Beam Pattern: Combo

Product family datasheet

Download Data

File	
	User instruction LEDriving Cube MX240-CB
	User instruction GPRS_Safety symbols instructions
	Movie application LEDriving D and W Image Video Bringing light to life (EN)
	Movie application Working and Driving Lights Amarok Winter
	Movie application LEDriving Driving and Working Lights Reference Video (EN)
	Movie application OSRAM LEDdriving and working lights Imagefilm (EN)
	Movie application OSRAM Quality Testing LEDriving working and driving lights (EN)
	Video Light is Quality -OSRAM LEDriving Driving and Working Lights Quality Tests (EN)
	Video OSRAM LEDriving driving and working lights: The night doesn't stand a chance
	Video OSRAM LEDriving driving and working lights in action - From on road to off road applications (EN)
	Video Reference Number made easy - Making sure your LEDriving Driving Lights are legal on public roads
	ref_pim_amsproduct360degreeimages LEDriving Round MX260-CB

Legal advice

Legal advice:

The installation of the OSRAM LEDriving Cube MX240-CB is fully ECE compliant and therefore registration free. This does not include individual custom requirements of countries, in addition to the standardized ECE certification of the product.

1) Precise terms and conditions at: www.osram.com/am-guarantee

2) OSRAM LEDriving Driving Lights are approved according to ECE regulations and may therefore be installed and operated on public roads. Please note: Special installation regulations apply. In addition to ECE approval of the product, individual special requirements and legislation of the countries must be observed. Refer to www.osram.com/am-guarantee for precise conditions

Application advice

For more detailed application information and graphics please see product datasheet.

Disclaimer

Product family datasheet

Subject to change without notice. Errors and omission excepted. Always make sure to use the most recent release.