

ELEMENT 60/220...240/350 D CS L

ELEMENT Non SELV | Linear / Area Constant Current – Non dimmable



Product family features

- Line frequency: 50 Hz | 60 Hz
- Supply voltage: 220...240 V
- Lifetime: up to 50,000 h (temperature at T_c max. = -10 °C, max 10% failure rate)
- Non-isolated drivers

Product family benefits

- Flexible current setting (DIPswitch – 4 currents)
- Small housing for flexible luminaire designs
- High efficiency (up to 94%)
- Enhanced safety due to overload, overtemperature, short-circuit protection

Areas of application

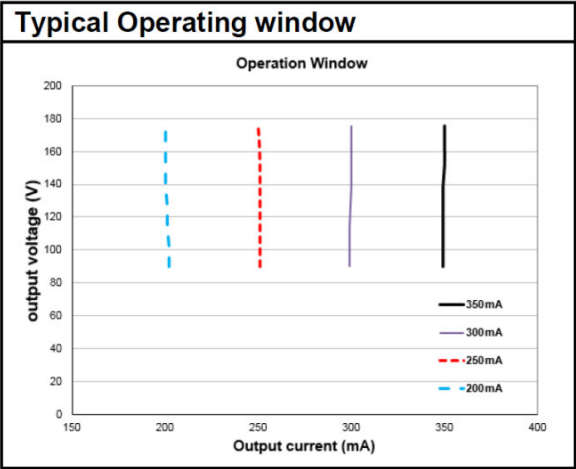
- Linear lighting for office, school and public areas
- Suitable for luminaires of protection class I

Technical data

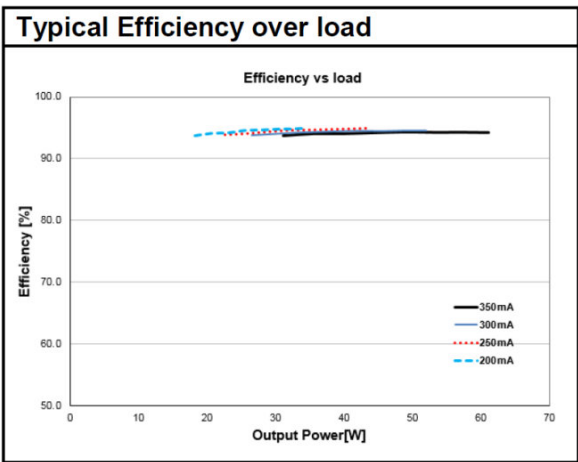
Electrical data

| | |
|--|--|
| Nominal input voltage | 220...240 V |
| Mains frequency | 50/60 Hz |
| Input voltage AC | 198...264 V |
| Current set | DipSwitch |
| Power factor λ | 0.98 ¹⁾ |
| Efficiency in full-load | 94 % ²⁾ |
| Device power loss | 3.8 W ³⁾ |
| Inrush current | 18 A ⁴⁾ |
| Max. ECG no. on circuit breaker 10 A (B) | 25 |
| Max. ECG no. on circuit breaker 10 A (C) | 25 |
| Max. ECG no. on circuit breaker 16 A (B) | 40 |
| Max. ECG no. on circuit breaker 16 A (C) | 40 |
| Surge capability (L/N-Ground) | 2 kV |
| Surge capability (L-N) | 1 kV |
| Nominal output voltage | 90...175 V ⁵⁾ |
| Nominal output current | 200 / 250 / 300 / 350 mA ⁶⁾ |
| Output ripple current (100 Hz) | < 30 % |
| Output PSTLM | ≤1.2 |
| Output SVM | ≤1.1 |
| Nominal output power | 18...60 W |
| Maximum output power | 60 W |
| U-OUT (working voltage) | < 250 V |
| Total harmonic distortion | < 10 % |
| Output current tolerance | ±7.5 % |
| Galvanic isolation | Non isolated |
| Default output current | 350 mA |

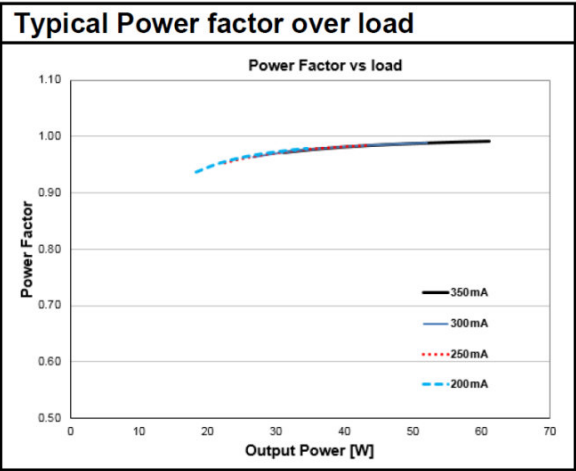
1) Full load at 230 V/50 Hz
2) at 230 V, 50 Hz
3) At 230 V, full load
4) $t_{width} = 100 \mu s$ typical (measured at 50 % I_{peak})
5) At 200/250mA / At 300/350mA
6) ±5%



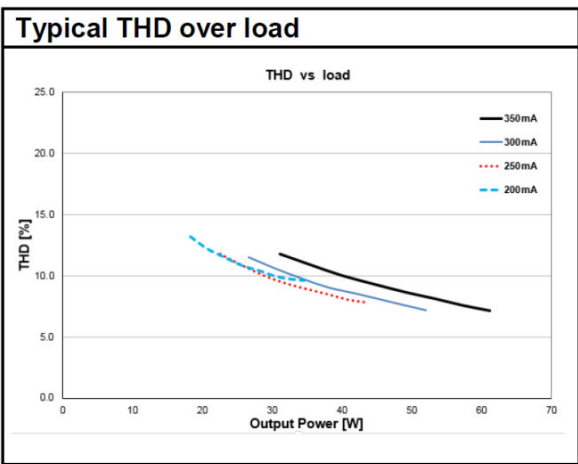
ELEMENT 60220-240350 D CS L Operating Window



ELEMENT 60220-240350 D CS L Typical Efficiency vs. Load (230 V 50 Hz)



ELEMENT 60220-240350 D CS L Typical Power Factor vs. Load



ELEMENT 60220-240350 D CS L Typical THD Vs Load

Dimensions & weight



| | |
|--------------------------------------|---|
| Mounting hole spacing, length | 200.0 mm |
| Product weight | 138.00 g |
| Cable cross-section, input side | 0.5...1.5 / 0.75...1.5 mm ^{2 1)} |
| Cable cross-section, output side | 0.5...1.5 / 0.75...1.5 mm ^{2 1)} |
| Wire preparation length, input side | 8.5...9.5 mm |
| Wire preparation length, output side | 8.5...9.5 mm |
| Length | 210.0 mm |
| Width | 30.0 mm |
| Height | 21.0 mm |

¹⁾ Solid or flexible leads

Colors & materials

| | |
|-----------------|-------|
| Casing material | Metal |
|-----------------|-------|

Temperatures & operating conditions

| | |
|--|------------------------|
| Ambient temperature range | -20...+50 °C |
| Maximum temperature at tc test point | 75 °C |
| Max.housing temperature in case of fault | 110 °C |
| Temperature range at storage | -25...85 °C |
| Permitted rel. humidity during operation | 5...85 % ¹⁾ |

¹⁾ Non-condensing

Lifespan

| | |
|--------------|-------------------------------|
| ECG lifetime | 35000 / 50000 h ¹⁾ |
|--------------|-------------------------------|

¹⁾ At maximum T_c = 75°C / 10% failure rate / At T_c = 65°C / 10% failure rate

Expected Lifetime

| | | | | |
|---------------------------------------|------------------------------|----|---|---|
| Product name | | | | |
| ELEMENT 60/220...240/350 D CS L | ECG ambient temperature [ta] | - | - | - |
| | Temperature at tc-point [°C] | 75 | - | - |
| | Lifetime [h] | - | - | - |

Capabilities

| | |
|--|----------------------|
| Dimmable | No |
| Overheating protection | Automatic reversible |
| Overload protection | Automatic reversible |
| Short-circuit protection | Automatic reversible |
| No-load proof | Yes |
| Intended for no-load operation | No |
| Max. cable length to lamp/LED module | 2.0 m ¹⁾ |
| Suitable for fixtures with prot. class | I |
| Number of channels | 1 |

¹⁾ Output wires must be routed as close as possible to each other

Programming

| | |
|--------------------|-----------|
| Programming device | DIPswitch |
|--------------------|-----------|

Certificates & standards

| | |
|---------------------------|--|
| Approval marks – approval | CE / ENEC 05 / EAC / CCC / BIS / RCM |
| Standards | Acc. to IEC 61347-1/Acc. to IEC 61347-2-13/Acc. to IEC 62384/Acc. to IEC 61000-3-2/Acc. to IEC 61000-3-3/Acc. to IEC 61547 |
| Type of protection | IP20 |

Logistical data

| | |
|----------------|-------------|
| Commodity code | 85044083900 |
|----------------|-------------|





Environmental information

| | |
|---|-------------------------------|
| Information according Art. 33 of EU Regulation (EC) 1907/2006 (REACH) | |
| Date of Declaration | 21-07-2023 |
| Primary Article Identifier | 4052899553118 4062172088640 |
| Candidate List Substance 1 | Lead |

Product datasheet

| | |
|----------------------------------|--|
| CAS No. of substance 1 | 7439-92-1 |
| Safe Use Instruction | The identification of the Candidate List substance is sufficient to allow safe use of the article. |
| Declaration No. in SCIP database | 6dcd2fac-513d-462d-98f9-55629eeab922 d5e675fe-e62c-4ff5-b216-97a1c69f5182 |

Download Data

| File | |
|---|--|
|  | User instruction ELEMENT LED Power Supply |
|  | Certificates ENEC certificate |
|  | Certificates CCC certification 40W60W |
|  | Declarations of conformity ELEMENT D CS L CE 3650284 161023 |

Ecodesign regulation information:

Intended for use with LED modules.
The forward voltage of the LED light source shall be within the defined operating window of the control gear in all operating conditions including dimming if applicable.

Separate control gear and light sources must be disposed of at certified disposal companies in accordance with Directive 2012/19/EU (WEEE) in the EU and with Waste Electrical and Electronic Equipment (WEEE) Regulations 2013 in the UK. For this purpose, collection points for recycling centres and take-back systems (CRSO) are available from retailers or private disposal companies, which accept separate control gear and light sources free of charge. In this way, raw materials are conserved and materials are recycled.

Logistical Data

| Product code | Product description | Packaging unit (Pieces/Unit) | Dimensions (length x width x height) | Volume | Gross weight |
|---------------|------------------------------------|------------------------------|--------------------------------------|----------------------|--------------|
| 4052899553118 | ELEMENT 60/220...240/350 D CS L | Shipping carton box 20 | 228 mm x 138 mm x 160 mm | 5.03 dm ³ | 3038.00 g |

The mentioned product code describes the smallest quantity unit which can be ordered. One shipping unit can contain one or more single products. When placing an order, for the quantity please enter single or multiples of a shipping unit.

Disclaimer

Subject to change without notice. Errors and omission excepted. Always make sure to use the most recent release.