

LUXeye Sense DALI BT

LUXeye Sense DALI BT | Light management systems



Product family features

- One DALI broadcast output channel
- Daylight-dependent regulation and presence-dependent control of light
- Operation via standard pushbutton
- Outputs with electronical reversible short-circuit and overload protection
- Change of delay time with screwdriver direct at the sensor
- Change of lighting intensity with screwdriver direct at the sensor
- Halogen free polycarbonate plastic housing
- Controller with integrated light and presence sensor, DALI output channel
- Presence detection via passive IR element
- Light control with app connection via Bluetooth
- Light control via smart phone
- Adjustment of all settings via smartphone
- Individual activation and deactivation of light and presence sensor
- Function indicator with three color LED
- Various shutters included for different detection areas

Product family benefits

- Automatic start of light regulation after power-on (out of the box function)
- Basic functionality without configuration thanks to applied pre-settings
- Easy and fast customization of important parameter via screwdriver
- V(λ) corrected light sensor element
- Predefined and customizable configurations for all applications
- Password protection for user and configuration APP access
- Easy report generation of all commissioned sensors
- Easy report sharing via email
- DEMO Mode usable without device

Areas of application

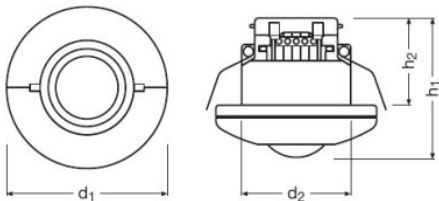
- Offices
- Conference rooms
- Training rooms
- Corridors
- Surface mounting via LUXeye SENSE CM KIT

Technical data

Electrical data

Nominal voltage	220...240 V
Mains frequency	50...60 Hz
System wattage	040 W

Dimensions & weight



Diameter	950 mm
Height	810 mm
Product weight	14400 g
Mounting hole spacing, diagonal	68...80 mm

Colors & materials

Product color	White
---------------	-------

Temperatures & operating conditions

Ambient temperature range	0...+55 °C
---------------------------	------------

Capabilities

Dimmable	No
Dimming interface	DALI
Transmitter range	15 m
Maximum installation height	5 m
Detection area	10 m ² ¹⁾
Detection angle	110 °
Type of installation	Ceiling integration
Operating range, light sensor	20...5000 lx ²⁾
Number of control outputs	20

Product datasheet

Scenes	16 ³⁾
Max. connectable push button couplers	3 ⁴⁾
App Control	Yes (Android/ iOS)
Commissioning tool	App (Android/ iOS)

1) Diameter for movement detection at 5 m installation high

2) Approximately, measured at the sensor

3) Each DALI ECG can store up to 16 light scenes.

4) Max number pro DALI line. The actual number depends on the total number of DALI devices (couplers, sensors and ECGs) connected on the same DALI line

Certificates & standards

Type of protection	IP20
Protection class	II

Logistical data

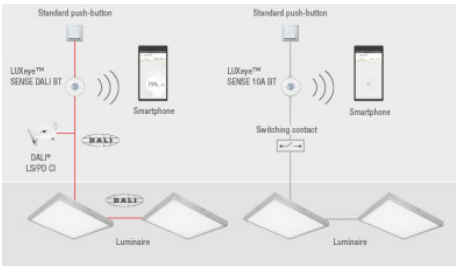
Commodity code	85371098990
----------------	-------------

Environmental information

Information according Art. 33 of EU Regulation (EC) 1907/2006 (REACH)	
Date of Declaration	18-08-2023
Primary Article Identifier	4052899957411
Declaration No. in SCIP database	In work

Equipment / Accessories








- Suitable for up to 20 electronic control gears
- Free App for iOS and Android



678759_LUXeye wiring diagram

Product datasheet

Download Data

File	
	User instruction 728511_LUXeye Sense DALI BT User Instruction
	Declarations of conformity LUXEYE SENSE CE 3433399 04 160823
	CAD data Luxeye Sense STEP 111119
	CAD data Luxeye Sense IGS 111119
	CAD Data 2-dim Luxeye Sense CAD2PDF 111119
	CAD data 3-dim Luxeye Sense CAD3PDF 111119
	Product movie 729682_How to install LUXeye (EN)

Logistical Data

Product code	Product description	Packaging unit (Pieces/Unit)	Dimensions (length x width x height)	Volume	Gross weight
4052899957411	LUXeye Sense DALI BT	Shipping carton box 12	495 mm x 265 mm x 192 mm	25.19 dm ³	3285.00 g

The mentioned product code describes the smallest quantity unit which can be ordered. One shipping unit can contain one or more single products. When placing an order, for the quantity please enter single or multiples of a shipping unit.

Accessories Optional

Product description	Accessory name	Accessory code
LUXeye Sense DALI BT	LUXeye Sense CM KIT	▶ 4052899988729

Disclaimer

Subject to change without notice. Errors and omission excepted. Always make sure to use the most recent release.