

## OT SLIM 30/220-240/24

OPTOTRONIC Power supplier 24 V



### Product family features

- Type of protection: IP20
- Wide operating temperature range: -20...+50 °C
- Lifetime: up to 50,000 h (temperature at max.  $t_c$ )

### Product family benefits

- Installation in cold and hot environments
- Very stable output power
- High electronical reversible short-circuit, overload, overtemperature protection
- Independent installation possible

### Areas of application

- Facades, public squares, cruise ships
- Signage
- Suitable for indoor and outdoor installations

Technical data



Electrical data

Nominal input voltage	220...240 V
Mains frequency	50...60 Hz
Input voltage AC	195.5...276 V
Input voltage DC	176...250 V
Total harmonic distortion	< 5 %
Power factor $\lambda$	> 0.95
Efficiency in full-load	86 % <sup>1)</sup>
Device power loss	4.9 W
Inrush current	30 A
Max. ECG no. on circuit breaker 10 A (C)	15
Max. ECG no. on circuit breaker 16 A (B)	14
Max. ECG no. on circuit breaker 16 A (C)	23
Max. ECG no. on circuit breaker 25 A (B)	22
Surge capability (L-N)	1 kV
Nominal output voltage	24.2 V
U-OUT (working voltage)	24 V
Nominal output power	30 W
Maximum output power	30 W <sup>2)</sup>
Galvanic isolation	SELV
Output ripple Voltage (100 Hz)	± 5 %

1) at 230 V, 50 Hz

2) at steady state

Dimensions & weight



Mounting hole spacing, length	222.0 mm
Product weight	12000 g

Product datasheet

Cable cross-section, input side	0.75...1.5 mm²
Cable cross-section, output side	0.75...1.5 mm²
Wire preparation length, input side	5.0 mm
Wire preparation length, output side	5.0 mm
Length	2700 mm
Width	300 mm
Height	175 mm

Colors & materials

Casing material	Plastic
-----------------	---------

Temperatures & operating conditions

Ambient temperature range	-25...+45 °C
Maximum temperature at tc test point	75 °C
Max.housing temperature in case of fault	110 °C
Temperature range at storage	-40...+85 °C
Permitted rel. humidity during operation	5...85 % <sup>1)</sup>

<sup>1)</sup> Maximum 56 days/year at 85 %

Lifespan

ECG lifetime	50000 h
--------------	---------

Capabilities

Dimmable	No
Overload protection	Automatic reversible
Short-circuit protection	Automatic reversible
No-load proof	-
Intended for no-load operation	No
Suitable for fixtures with prot. class	I / II
Type of connection, input side	Screw terminal
Type of connection, output side	Screw terminal

Certificates & standards

Approval marks – approval	CE / CB / ENEC / CCC / EAC / RCM / BIS
Standards	Acc. to IEC 61347-2-13/Acc. to IEC 62384/Acc. to EN 55015/Acc. to IEC 61000-3-2/Acc. to IEC 61000-3-3
Protection class	II
Type of protection	IP20

Product datasheet

Logistical data

Commodity code	85044083900
----------------	-------------





Environmental information

Information according Art. 33 of EU Regulation (EC) 1907/2006 (REACH)	
Date of Declaration	05-05-2023
Primary Article Identifier	4062172135733
Candidate List Substance 1	Lead
CAS No. of substance 1	7439-92-1
Safe Use Instruction	The identification of the Candidate List substance is sufficient to allow safe use of the article.
Declaration No. in SCIP database	4a3fef44-b80c-4587-991a-08c4fa194117

Additional product information

- EMI pass verified with wire length of 2 m, from the ECG to the LED module at full load.
- Wiring longer than 2 m from ECG to LED module is possible, but site installation conditions may interfere with EMI with these longer cables. EMI is therefore not verified in this condition.
- For wires longer than 2 m, the appropriate cable cross section must be carefully selected to reduce voltage drop.

Download Data

File	
	User instruction OT SLIM
	Product Datasheet OT SLIM 30220-24024 Technical Datasheet (EN)
	Declarations of conformity OT SLIM CE 4200563 03 160823
	CAD data OT SLIM 30 STEP 290420

Product datasheet

Ecodesign regulation information:

Intended for use with LED modules.  
The forward voltage of the LED light source shall be within the defined operating window of the control gear in all operating conditions including dimming if applicable.

Separate control gear and light sources must be disposed of at certified disposal companies in accordance with Directive 2012/19/EU (WEEE) in the EU and with Waste Electrical and Electronic Equipment (WEEE) Regulations 2013 in the UK. For this purpose, collection points for recycling centres and take-back systems (CRSO) are available from retailers or private disposal companies, which accept separate control gear and light sources free of charge. In this way, raw materials are conserved and materials are recycled.

Logistical Data

Product code	Product description	Packaging unit (Pieces/Unit)	Dimensions (length x width x height)	Volume	Gross weight
4062172135733	OT SLIM 30/220-240/24	Shipping carton box 50	315 mm x 282 mm x 145 mm	12.88 dm <sup>3</sup>	6453.00 g

The mentioned product code describes the smallest quantity unit which can be ordered. One shipping unit can contain one or more single products. When placing an order, for the quantity please enter single or multiples of a shipping unit.

Disclaimer

Subject to change without notice. Errors and omission excepted. Always make sure to use the most recent release.